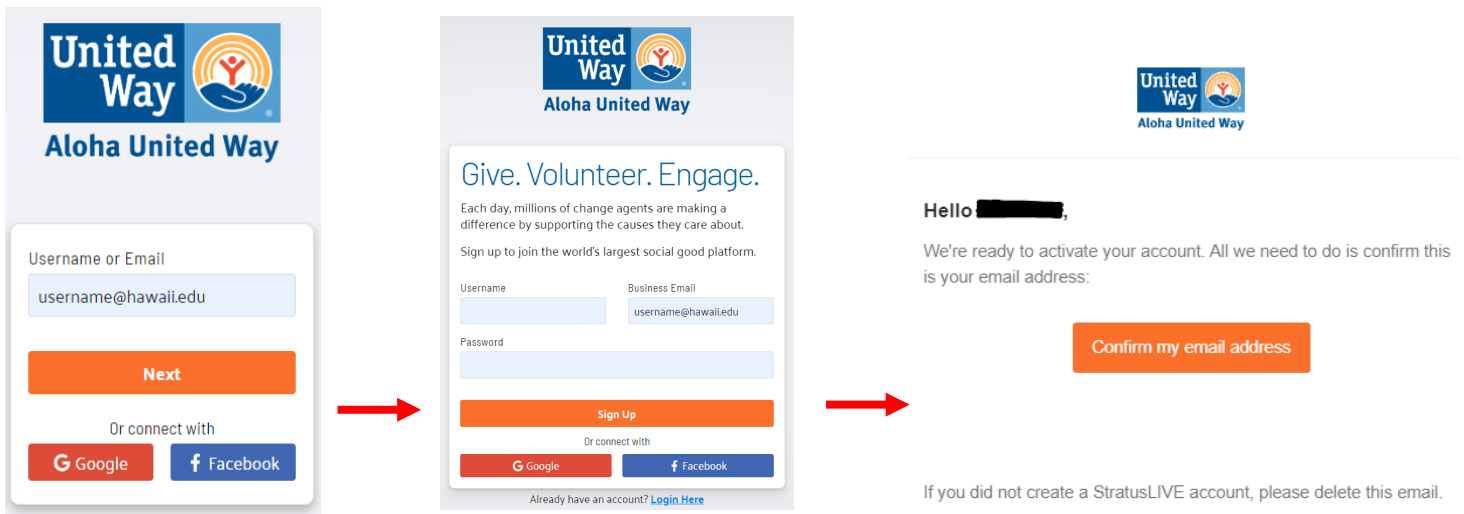


How To Give On IGNITE

Log into <https://uhgiving.auw.stratuslive.com/> and click on Sign In at the top right corner of the homepage.



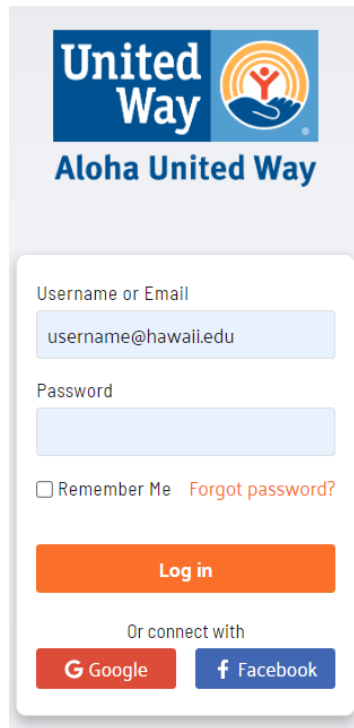
Enter your primary university email address and click Next. You will then be asked to create a username and a password. Passwords must be eight characters long and have at least one non-alphanumeric character, a digit, and a lowercase and uppercase letter.



You will then receive an email in your inbox where you will be asked to verify your email address. The email can take a few minutes to appear. You may also want to check your SPAM folder. Click on 'Confirm my email address' to complete your registration.

If the system does not recognize your email address, you will be prompted to Register for an Account or you can click on the Register button located next to the Sign In button on the homepage and set up your profile using the registration form.

Once you create your username and password, you are ready to sign in!



The image shows a login form for United Way Aloha United Way. At the top is the United Way logo and the text "Aloha United Way". Below this is a white box containing the login fields. The first field is labeled "Username or Email" and contains the text "username@hawaii.edu". The second field is labeled "Password" and is empty. Below the password field is a checkbox labeled "Remember Me" and a link "Forgot password?". At the bottom of the white box is an orange "Log in" button. Below the white box is the text "Or connect with" and two buttons: "Google" and "Facebook".

Once you're signed in, click on the orange GIVE button on the homepage.



On your initial login, the 'Choose a payment method' window will automatically appear. After your initial donation, you will have the option to modify an existing donation or start a new gift from the 'Choose your gift options' page.

Choose your gift options

Select one of the following to give:



New 2022 Gifts and Designations

This will create a new gift with new designations for the current campaign.



Choose a payment method by clicking its Add button to set up gift payments. ✕

Cash Cash Based Payment Method	Add
Check Check based payment method	Add
Credit Card Credit card based payment method	Add
Payroll Payroll based payment method	Add
Direct Bill Installment based payment method	Add

From the 'Choose a payment method' window, you are given five (5) payment methods: Cash, Check, Credit Card, Payroll, and Direct Bill.

Minimum \$ for credit card = \$5.00

Minimum \$ for other payment methods = \$1.00



Fill out the pertinent fields for the payment method chosen. IGNITE allows you to choose more than one payment method for your donation. If you wish to use more than one payment method, please click on 'Add payment method.' Once you have chosen your payment options, click Continue.

Set up gift payments

Choose and edit one or more gift payment methods

Payroll \$0.00

Enter Amount As Total Amount Per Period Amount

Amount \$1.00 minimum

Pay Periods 1 24

Last 4 digits of SSN

[Add payment method](#)

On the next screen, you may choose to designate your donation.







[Continue >](#)

Minimum \$ to designate = \$20.00 per designation

Where do you want your gift to go?

Total designated: \$100.00 left

Select your designation preference below.

-  Aloha United Way
-  AUIW 211 Statewide Resource Helpline - Oahu - 80106
-  AUIW ALICE Fund - Oahu - 80114
-  AUIW Community Care Fund - Oahu - 80109
-  Safety Net - Oahu - 80105
-  Maui Fire Relief Fund

[< Previous](#) [Find a Charity](#) [Continue >](#)

You can choose Aloha United Way, one of AUW's impact areas, or click on 'Find a Charity' to designate to a nonprofit of your choice.

If you click on 'Find a Charity', a 'Charity picker' window will allow you to use different Search functions to find the charity of your choice.

Recommended Agencies = AUW Partner Agencies

All agencies = All OTHER agencies

Charity picker

The screenshot shows a 'Charity picker' form with the following sections:

- Search by Charity Name:** A text input field.
- Search by City:** A text input field.
- Search by State/Territory:** A dropdown menu with 'Select...' as the current selection.
- Search by Location:** A section containing a 'Zip Code' input field with a 'Use My Location' button, and an 'Exact Zip Code' dropdown menu.
- Search by EIN:** A text input field.
- Scope:** A section with two radio buttons: 'Recommended agencies' (unselected) and 'All agencies' (selected). This section is circled in red in the image.
- Search:** An orange button at the bottom.

Next, you have the option to join one of AUW's Affinity Groups for which you are eligible. You may read about each Affinity Group and its minimum financial commitment by clicking on the Details button.

Choose Community Groups

Your gift may have qualified you to join one or more of these community groups

The form displays a list of community groups with checkboxes and 'Details' buttons:

- Society of Young Leaders [Details](#)
- Women United [Details](#)

[← Previous](#)

[Continue →](#)

On the next screen, you can choose if you wish to remain anonymous. You will also be able to review your pledge/donation.

Review and complete gift

I wish to remain anonymous

< Previous

Finish >


Your pledge so far:

\$100.00
TOTAL GIFT

Payment Methods:

\$ \$100.00
CASH

Designations:

 \$100.00
ALOHA UNITED WAY

[CANCEL AND START OVER](#)

Once you've completed the process, you will receive an acknowledgement on the screen as well as a confirmation email to your inbox.

Aloha United Way would like to sincerely thank you for your contribution today. Partnering with us strengthens efforts in uniting people, resources and ideas to address the greatest needs in our community. Thank you for helping build a better tomorrow, today.

John Fink
President & CEO
Aloha United Way